

KITCHENS THAT COMPLETE YOUR HOME



KITCHEN
STORI

“Laughter is brightest in the place where the food is.”

Irish proverb

Please note: whilst all our photography endeavours to replicate our products accurately, it is recommended that you refer to your supplier for full technical specification on all product sizes and dimensions.

Choosing Your Kitchen



One of life's most important investments, your new kitchen should be planned and designed with the help of expert advice. Your local retailer will be able to guide you through the process, helping you select the style, colour, layout and accessories that suit you best. With so many amazing options available, you will be spoilt for choice.

pages 02 to 03

Painted & Stained



Offering one of the most comprehensive mix & match palettes in the kitchen industry, you are guaranteed to find just what you are looking for in our huge collection of colours and finishes. Whether you opt for a single colour throughout, or decide to combine two or more colours, door styles and finishes together, your choices will result in a kitchen that reflects your tastes and lifestyle perfectly. If you want to include a specific shade, use our Colour Matching Service and we will match it for you.

pages 04 to 07

Contemporary Chic



Designed for the savvy-minded customer who's looking for cutting-edge design matched by quality and durability, our collection of contemporary kitchens ticks all the right boxes. Built for a busy lifestyle, your contemporary kitchen will work hard yet remain looking just as good as the day you bought it.

pages 08 to 99

Creative Classics



Always evoking a feeling of 'home', the traditional kitchen contains a myriad of elements that still make it one of the most popular choices for many customers. Ornate detailing, accompanied by elegant features and practical accessories make the traditional kitchen the heart of your home.

pages 100 to 151

Handles & Doors



Use our handy Door Finder to browse through our collection of door styles, making it easier to compare and choose. Then, look through our comprehensive selection of handles to provide the perfect finishing touch.

pages 152 to 159

Choosing Your Kitchen

Painted & Stained

Contemporary Chic

Creative Classics

Handles & Doors

Choosing Your Kitchen

So it's time to embark on your new kitchen project.

With so many options available, it can be challenging to decide on what you really want to achieve from your kitchen. From the overall style to the more practical elements of design, layout and even appliances, one thing's for sure, you'll want your kitchen to be both fabulous and functional.

Expert advice on combining style with practicality.

Your new kitchen is an important investment that should be carefully considered, so engaging the skills of an experienced kitchen designer will ensure that you get it exactly right. Balancing your desired look and style with a functional design layout will result in a space that is efficient as well as aesthetically attractive. From maximising storage with a view to increasing capacity to deciding on feature focal points such as islands, overmantles and appliances, your kitchen designer will help you make the most of your space, regardless of size.

Versatility is key.

Our ranges present you with an abundance of stunning style options from modern contemporary to traditional classic. This provides the versatility you need to create your own unique space and, more specifically, a room that will perfectly fit your home's personality as well as your lifestyle.

Whether it's a chic, modern look you're after or a more cosy, traditional feel, our range of mix and match colours, finishes and accessories will allow you to achieve your dream kitchen, tailored to your individual taste. Rich and vibrant or muted gloss colours fused with a variety of wood grains or painted finishes will give your kitchen its own style, a place that you can be proud of and enjoy.




“One of the most important investments you'll ever make, your kitchen should directly reflect your needs, as well as your lifestyle.”




Painted & Stained


PAINT COLLECTION




BRILLIANT WHITE




PORCELAIN




IVORY




WHITE COTTON




CREAM




MUSSEL




CASHMERE




BISCUIT




DAKAR




STONE




LIGHT GREY




DUST GREY




STONE GREY




LAVA




GRAPHITE




SOFT MINT




SAGE GREEN




OLIVE



LIGHT BLUE



POWDER BLUE



BALLROOM BLUE

SPECIAL FINISHES



SMOOTH



DISTRESSED



CHARACTER WITH DISTRESSING

- Ranges available in all 21 colours**
- Clonmel Oak.....pages 48-53
 - Dantepages 102-103
 - Iona Oak Inframe pages 62-63 & 114-117
 - Jefferson pages 118-123 & 146-147
 - Madison pages 64-69 & 124-125
 - Tavola Oak.....pages 70-75
 - Wakefield..... pages 76-81 & 126-131
 - Windsor Classic.....pages 132-133
 - Windsor Shaker.....pages 82-83

- Ranges available in Porcelain, Mussel, Stone & Light Grey only**
- Florence pages 54-57 & 104-109
 - Georgia pages 58-61 & 110-113
 - Strada Mattepages 22-31

- Ranges available in White, Ivory, Cashmere & Light Grey only**
- Strada Glosspages 14-21
 - Zola Glosspages 32-47

- Ranges that can have a special finish applied**
- Dantepages 102-103

Our carefully selected palette of paints and stains can be used in any combination to achieve just the right look for your dream kitchen. Used distinctly as a single colour throughout, or combined on different pieces of freestanding or fitted furniture, you can be sure that your kitchen will be a testament to your true individuality.

Created with sheer versatility in mind, these premium finishes can be mixed and matched with complete freedom, resulting in a kitchen that is beyond your wildest imagination, yet remaining within your budget.



Georgia Painted Light Grey

Painted & Stained

STAIN COLLECTION



LIGHT OAK



ANTHRACITE



CINNAMON



HACIENDA BLACK



WENGE



BLACK BROWN FERRARA

Ranges that can be stained

Clonmel Oak.....pages 48-53
Tavola Oak.....pages 70-75

The swatches on the left and on the previous page are provided as a guide only and due to certain variables, will not provide an exact match to the finished product. Please always obtain physical samples before purchase.



COLOUR MATCHING SERVICE

Have you seen the perfect paint colour for your kitchen that you simply must have? If so, our new Colour Matching Service will match it for you.

Simply provide a RAL (European Standard) or BS (British Standard) paint colour and we will match it, true to your specifications. Does not apply to Florence or Georgia ranges.



Contemporary Chic

MATTE & GLOSS

| | |
|-------------------------|----|
| Olympia Matte | 10 |
| Strada Gloss | 14 |
| Strada Matte <i>NEW</i> | 20 |
| Zola Gloss <i>NEW</i> | 32 |

PAINTED & STAINED

| | |
|------------------|----|
| Clonmel Oak | 48 |
| Florence | 54 |
| Georgia | 58 |
| Iona Oak Inframe | 62 |
| Madison | 64 |
| Tavola Oak | 70 |
| Wakefield | 76 |
| Windsor Shaker | 82 |

PVC

| | |
|-----------------------|----|
| Windsor Shaker Ivory | 84 |
| Windsor Shaker Mussel | 86 |
| Windsor Shaker Oak | 90 |

TIMBER

| | |
|------------------------|----|
| Clonmel Knotty Oak | 92 |
| Iona Inframe Light Oak | 94 |
| Madison Oak | 96 |

“Designed for the savvy-minded customer who seeks cutting-edge style matched by quality and durability.”



OLYMPIA MATTE *White*

This revolutionary design, with its integrated handle and matte, soft-touch finish, introduces an affordability factor not seen before in a door of this quality. Olympia merges perfectly with other ranges to produce kitchens of outstanding individuality and style. Available with a choice of matte or polished handle.

Handle shown: polished chrome

All Olympia doors, drawerfronts and frames are available in White with the option of a matte or polished chrome handle. **OHIM Registered Design:** No:- 002465039-0001



WHITE
matte, soft-touch finish



OLYMPIA MATTE *White*

Handle shown (on Tavola): K1-126



Contemporary Chic

Creative Combinations

Introducing Tavola with a stained Black Brown Ferrara finish can add a really exciting element to your kitchen design.

STRADA GLOSS *White*

Making the ultimate contemporary style statement with handleless doors and drawer fronts, Strada is a high quality product with an exceptionally flawless, mirror-like finish. Using internal and external curves with clean lines to create a high end, modern, stylish kitchen.

All Strada Gloss doors, drawerfronts and frames are available in White, Ivory, Light Grey & Cashmere.



WHITE IVORY LIGHT GREY CASHMERE



STRADA GLOSS Ivory



Add Curves

Use curved doors in your design, on an island or at the corners of base and wall units, for a softer look.

STRADA GLOSS *Light Grey*



Designer Touches


Include Clear Letterbox Feature Frames in your kitchen design to draw attention to special crockery or other items you want on display.



STRADA MATTE *Mussel* NEW

A resounding favourite throughout Europe and the UK, the matte kitchen offers a silky, durable and blemish free finish. Coupled with Strada's cutting-edge design, you have a kitchen that meets your practical needs and well as your aesthetic demands.

All Strada Matte doors, drawerfronts and frames are available in Light Grey, Mussel, Porcelain & Stone.



Designer Touches

The inclusion of open shelving in a contrasting timber can dramatically enhance the most basic design.



Designer Touches

The use of feature quadrant mouldings and a feature end panel creates a streamlined feel to this island unit.



STRADA MATTE Stone NEW



Designer Touches

The use of quadrant mouldings and curved doors create a stunning design feature on this contemporary kitchen.

STRADA MATTE Stone NEW



STRADA MATTE *Light Grey* NEW



Designer Touches

The use of overlapping corner posts and a feature end panel creates a stunning streamlined feel to this island unit.



ZOLA GLOSS Ivory NEW

A door that is visually stunning as well as virtually indestructible, Zola Gloss provides a mirror-like finish that will complement any space it occupies. Available in four subtle shades, this kitchen provides the perfect blank canvas to which you can inject your own personality and style.

All Zola Gloss doors, drawerfronts and frames are available in White, Ivory, Light Grey & Cashmere.





ZOLA GLOSS *White & Light Grey* NEW

Handles shown: K1-164



Contemporary Chic

Matte & Gloss

ZOLA GLOSS *White & Light Grey* NEW

Handles shown: K1-164



Contemporary Chic



Add Curves

Use curved doors on an island or at the corners of base and wall units to create a softer look.

ZOLA GLOSS *Cashmere* NEW



Handles shown: K1-165



Contemporary Chic



Designer Touches

Curved doors create the perfect flow from this kitchen to the stunning home office space.

Handles shown: K1-147



Add Curves

Use curved doors on an island or at the corners of base and wall units to create a softer look.

Painted & Stained

CLONMEL OAK *Anthracite & Mussel*

With its chunky, shaker style frame and a myriad of accompanying accessories, Clonmel Oak remains a solid favourite with customers who appreciate fine quality furniture with style.

All Clonmel Oak doors, drawerfronts and frames are available in 21 standard paint colours or 6 standard stain colours. Alternatively, you can use our Colour Matching Service to select a specific colour(s). Please see pages 04 to 07 for a full list of the finishes available.



PAINTED
MUSSEL



STAINED
ANTHRACITE

Handle shown: K1-135



Mix & Match

The deep charcoal tones of Anthracite perfectly complement the subtle tones of Mussel in this stunningly original colour combination.

CLONMEL OAK *Light Oak & Stone*

Handle shown: K1-147



Mix & Match

A light and airy look is achieved here with the combined finishes of a Light Oak stain and a Stone paint.

Painted & Stained

CLONMEL OAK *Wenge & Cream*

Handle shown: K1-46



Mix & Match
The integration of a dark Wenge stain with a Cream paint creates a bold contrast.

Painted & Stained

FLORENCE *Light Grey*

The internal beading on the centre panel of this shaker-style door adds a refreshing element to its design, further enhanced by a smooth painted finish. Mix with various accessories and colours to achieve a kitchen that is stunningly stylish and affordable.

Handle shown: K1-134

All Florence doors, drawerfronts and frames are available in Porcelain, Mussel, Stone & Light Grey paint colours. Please see pages 04 to 07 to view colour swatches.



PAINTED
LIGHT GREY



4 PAINT
• Available
for this
range
• COLOURS

Designer Touches

The inclusion of a wine rack and open shelving can transform even the most basic design into a 'grand design'.




Painted & Stained

GEORGIA Porcelain & Stone

The Georgia door with its flawless, smooth painted finish and modern shaker-style design can be combined with an array of accessories to create the ultimate kitchen space. Overmantle, plate rack, spice rack and keystone pelmet are amongst the inspirational accessories available.

All Georgia doors, drawerfronts and frames are available in Porcelain, Mussel, Stone & Light Grey paint colours. Please see pages 04 to 07 to view colour swatches.



PAINTED
PORCELAIN

PAINTED
STONE

Handles shown: K1-156 & K1-159





4 PAINT
• Available
for this
range •
COLOURS

Designer Touches

The inclusion of an overmantle and keystone pelmet can transform even the most basic design into a 'grand design'.

Painted & Stained

IONA OAK INFRAME *Graphite*

Making a strong impact with a painted Graphite finish, Iona's solid oak inframe design continues to provide strong contemporary appeal with the inclusion of curved doors, accessories and island unit with glass worktop.

Handles shown: K1-96 & K1-97

All Iona Oak Inframe doors, drawerfronts and frames are available in 21 standard paint colours. Alternatively, you can use our Colour Matching Service to select a specific colour(s). Please see pages 04 to 07 for a full list of the finishes available.



PAINTED
GRAPHITE



Add Curves
Use curved doors on an island or at the corners of base and wall units to create a softer look.

Please note: With Iona Painted there will be minimal woodgrain visible through the painted surface of the door.

Contemporary Chic

Painted & Stained

MADISON Ivory

The luxurious finish of Madison Ivory adds a sophisticated edge for those who want their kitchen to exude true excellence. Open shelves lend a spacious feel and curved doors draw attention to the central island, which is both attractive and highly practical.

Handles shown: K1-153 & K1-156

All Madison doors, drawerfronts and frames are available in 21 standard paint colours. Alternatively, you can use our Colour Matching Service to select a specific colour(s). Please see pages 04 to 07 for a full list of the finishes available.



PAINTED
IVORY



Designer Touches
Adding open shelving to an island unit can be both dramatic and functional.

Please note: a certain amount of woodgrain will be visible through the painted surface of this door.

Contemporary Chic



Handle shown: K1-151



21 PAINT
COLOURS
Available
for this
range

MADISON Stone & Brilliant White

Handle shown: K1-46



Contemporary Chic

Painted & Stained

TAVOLA *Light Oak & Cashmere*

Tavola's true beauty lies in its simplicity. This elementary slab design is given fresh new life with added curves and a daring horizontal grain, making the quintessential contemporary style statement.

Handle shown: K1-91

All Tavola Oak doors, drawerfronts and frames are available in 21 standard paint colours or 6 standard stain colours. Alternatively, you can use our Colour Matching Service to select a specific colour(s). Please see pages 04 to 07 for a full list of the finishes available.



PAINTED
CASHMERE



STAINED
LIGHT OAK



Mix & Match

The rich tones of Light Oak perfectly complement the subtle tones of Cashmere in this stunningly original colour combination.

Please note: Tavola is manufactured with an oak veneer. Veneers are randomly selected and as a consequence each door will be different in grain structure and can have variations in colour.

TAVOLA Hacienda Black & Light Grey

Handle shown: K1-164



Mix & Match
The integration of a dark Hacienda Black stain with a Light Grey paint creates a bold contrast.

TAVOLA *Hacienda Black & Light Grey*



Painted & Stained

WAKEFIELD Ivory, Lava & Stone

Characterised by the internal moulding surrounding its centre panel, the Wakefield door provides a pleasing compromise for anyone seeking something in between a traditional and a contemporary door style.

Handle shown: K1-86

All Wakefield doors, drawerfronts and frames are available in 21 standard paint colours. Alternatively, you can use our Colour Matching Service to select a specific colour(s). Please see pages 04 to 07 for a full list of the finishes available.



PAINTED
IVORY



Mix & Match

When mixing colours, why stop at two? Combining three colours works extremely well too, so remember to try this when planning your design.

Please note: a certain amount of woodgrain will be visible through the painted surface of this door.

Contemporary Chic



WAKEFIELD Ivory & Powder Blue

Handle shown: K1-161



Contemporary Chic

Painted & Stained

WINDSOR SHAKER *Biscuit & Lava*

Windsor Shaker's 'ash wood-effect PVC' introduces a modern touch to this open space, creating a kitchen that is not only highly functional but also displays perfect visual contrast. The 'real timber' look adds a feeling of authenticity.



Handle shown: K1-135

All Windsor Shaker doors, drawerfronts and frames are available in 21 standard paint colours. Alternatively, you can use our Colour Matching Service to select a specific colour(s). Please see pages 04 to 07 for a full list of the finishes available.



PAINTED
BISCUIT



Contemporary Chic

Please note: The grain structure will be clearly visible on an Ivory finish and less visible on a painted finish.

PVC

WINDSOR SHAKER Ivory

Combining contemporary styling with Windsor's innovative construction and PVC surface, Windsor Shaker proves that you can easily achieve a sophisticated looking space whilst maintaining a realistic budget. The visible woodgrain effect adds a look and feel of authenticity.

Handle shown: K1-135



IVORY



Mix & Match

Include a painted finish, such as Powder Blue, with your Ivory door to introduce vibrancy and contrast.

Please note: The grain structure will be clearly visible on an Ivory finish and less visible on a painted finish.

PVC

WINDSOR SHAKER *Mussel*

A welcome addition to the Windsor family, Windsor Shaker Mussel is the 'perfectly matched' PVC equivalent of the immensely popular Painted Mussel finish, making it more affordable and quicker to obtain.

Handle shown: K1-74



MUSSEL



Contemporary Chic

Please note: The grain structure will be clearly visible on a Mussel finish.

WINDSOR SHAKER *Mussel*

PVC

WINDSOR SHAKER *Oak*

The modern, shaker style Windsor in an Oak PVC finish offers a more cost effective, but very realistic solution to solid oak. Its warm, golden tones sit alongside other painted finishes in perfect harmony, resulting in a warm and inviting kitchen environment.

Handle shown: K1-135



OAK



Add Curves
Maximise your cupboard space by using curved doors in your kitchen design.

Contemporary Chic

CLONMEL KNOTTY OAK

The exquisite tones of Knotty Oak appear fresh and lively in this fabulous kitchen layout. Modern style cornice and pelmet adorn the wall units with a majestic overmantle completing the look.

Handle shown: K1-98



KNOTTY OAK



Creative Combinations
Introduce Clonmel Oak Painted Powder Blue with your Knotty Oak finish to add an extra dimension to your kitchen design.

IONA INFRAME LIGHT OAK

The exceptional structure of the Iona Inframe range is given a modern twist with the inclusion of contemporary accessories and a bold mix of natural and painted finishes.

Handles shown: K1-96 & K1-97



LIGHT OAK



Creative Combinations

Introduce Iona Oak Inframe Painted White Cotton with your Light Oak finish to add an extra dimension to your kitchen design.

Please note: With Iona Painted there will be minimal woodgrain visible through the painted surface of the door.

MADISON OAK

The luxurious finish of Madison Oak adds a sophisticated edge for those who want their kitchen to exude true excellence. Open shelves lend a spacious feel and curved doors draw attention to the central island, which is both attractive and highly practical.

Handles shown: K1-153 & K1-156



OAK



Creative Combinations

Introduce the bright tones of a painted Ivory finish to the rich Oak for a lighter feel.

MADISON OAK



Handle shown: K1-152



Creative Classics

| PAINTED & STAINED | |
|-------------------|-----|
| Dante | 102 |
| Florence | 104 |
| Georgia | 110 |
| Iona Oak Inframe | 114 |
| Jefferson | 118 |
| Madison | 124 |
| Wakefield | 126 |
| Windsor Classic | 132 |

| PVC | |
|-----------------------|-----|
| Windsor Classic Ivory | 134 |

| TIMBER | |
|----------------------------------|-----|
| Clonmel Knotty Oak | 136 |
| Dante Light Oak | 138 |
| Dante Light Oak Antiqued | 140 |
| Iona Inframe Light Oak | 144 |
| Jefferson Oak | 146 |
| Wakefield Oak <small>NEW</small> | 148 |

“Combining elegant features and practical accessories to bring the quintessential traditional kitchen to life.”



DANTE *Brilliant White & Sage Green*

Featuring a large array of unique accessories, Dante's ornate detailing is highlighted here through a combination of painted finishes. Available accessories include high profiled cornice, under cornice and pilasters.

When fused with quadrant and concave doors, this range provides soft edges, while Georgian-style frames and an exquisite canopy add an upmarket look and feel.

All Dante doors, drawerfronts and frames are available in 21 standard paint colours. Alternatively, you can use our Colour Matching Service to select a specific colour(s). Please see pages 04 to 07 for a full list of the finishes available.



PAINTED
SAGE GREEN



Handles shown: K1-50 & K1-51



FLORENCE Porcelain & Stone

The internal bead that adorns the centre panel of the Florence door lends itself perfectly to a traditional setting, with overmantle, inset tray and decorative brackets adding further appeal.

All Florence doors, drawerfronts and frames are available in Porcelain, Mussel, Stone & Light Grey paint colours. Please see pages 04 to 07 to view colour swatches.



PAINTED
PORCELAIN



PAINTED
STONE

Handle shown: K1-151



FLORENCE Porcelain & Stone



FLORENCE Stone & Light Grey

Handles shown: K1-150 and K1-151



Painted & Stained

GEORGIA *Mussel*

Georgia's simple design and smooth finish allows for a multitude of design possibilities. The pastry bench, plate rack and insets trays provide a traditional flavour that ties in suitably with the overall look and feel of the room.

All Georgia doors, drawerfronts and frames are available in Porcelain, Mussel, Stone & Light Grey paint colours. Please see pages 04 to 07 to view colour swatches.



PAINTED
MUSSEL

Handles shown: K1-113



GEORGIA *Mussel*



Painted & Stained

IONA OAK INFRAME *Ballroom Blue & White Cotton*

Incorporating a selection of stunning accessories, Iona Oak Inframe Painted shows its more traditional side with majestic overmantle, T&G end panels and storage pantry, all set off by an enticing blend of painted colours.

Handle shown: K1-104

All Iona Oak Inframe doors, drawerfronts and frames are available in 21 standard paint colours. Alternatively, you can use our Colour Matching Service to select a specific colour(s). Please see pages 04 to 07 for a full list of the finishes available.



PAINTED
BALLROOM BLUE



Add Curves
Maximise your cupboard space by using curved doors in your kitchen design.

Please note: With Iona Painted there will be minimal woodgrain visible through the painted surface of the door.

Painted & Stained

IONA OAK INFRAME *Ballroom Blue & White Cotton*



Painted & Stained

JEFFERSON *Mussel*

Let your imagination run wild with the design possibilities offered by the Jefferson solid ash door. The large number of accessories applicable to the range combined with the number of painted finishes gives you unlimited choice when it comes to creating a style all of your own. The range offers both a plant on overmantle and working overmantle.

Handles shown: K1-86

All Jefferson doors, drawerfronts and frames are available in 21 standard paint colours. Alternatively, you can use our Colour Matching Service to select a specific colour(s). Please see pages 04 to 07 for a full list of the finishes available.



PAINTED
MUSSEL



21 PAINT
• Available
for this
range •
COLOURS

Add Curves
Maximise your cupboard space by using curved doors in your kitchen design.



JEFFERSON Ivory, Powder Blue & Dust Grey

Handle shown: K1-159



Designer Touches

The inclusion of a working overmantle and georgian frames can transform even the most basic design into a 'grand design'.

Painted & Stained

MADISON Ivory

Madison brings together two enduring finishes to create the ultimate traditional look and feel. The classic plate rack, flanked by plain frames, provides the perfect backdrop for the large central island, adorned with open display areas and bench-style seating.

Handle shown: K1-113

All Madison doors, drawerfronts and frames are available in 21 standard paint colours. Alternatively, you can use our Colour Matching Service to select a specific colour(s). Please see pages 04 to 07 for a full list of the finishes available.



PAINTED
IVORY



Creative Classics

Please note: a certain amount of woodgrain will be visible through the painted surface of this door.

Painted & Stained

WAKEFIELD Ivory & Sage Green

Full of exhilarating design possibilities, the Wakefield range can incorporate any number of Essentials accessories to provide almost limitless choice when it comes to creating a space that's just right for your home. Shown here featuring a stunning working overmantle, wine rack, box pilasters and quadrant doors.

Handles shown: K1-157 & K1-160

All Wakefield doors, drawerfronts and frames are available in 21 standard paint colours. Alternatively, you can use our Colour Matching Service to select a specific colour(s). Please see pages 04 to 07 for a full list of the finishes available.



PAINTED
IVORY



Please note: a certain amount of woodgrain will be visible through the painted surface of this door.

Designer Touches
The inclusion of working overmantle, georgian frames and benchpost pilasters can transform even the most basic design into a 'grand design'.



Painted & Stained

WAKEFIELD *Light Grey*



21 PAINT
Available
for this
range
COLOURS

Creative Classics

WINDSOR CLASSIC Olive

Windsor Classic Painted Olive will surprise even the most die-hard painted timber fan with its remarkable 'ash wood-effect PVC' finish. Designed to resemble real painted timber, the grain effect remains visible through its painted layer, maintaining an authentic look and feel.

Handle shown: K1-101

All Windsor Classic doors, drawerfronts and frames are available in 21 standard paint colours. Alternatively, you can use our Colour Matching Service to select a specific colour(s). Please see pages 04 to 07 for a full list of the finishes available.



PAINTED OLIVE



Please note: The grain structure will be visible on a painted finish.

PVC

WINDSOR CLASSIC Ivory

This expertly crafted traditional range may look like it costs the earth, but don't let that fool you. Manufactured from an ivory ash woodgrain PVC that resembles real painted timber, it creates a premium look and feel without sporting an exorbitant price tag.

Handle shown: K1-60



IVORY



Please note: The grain structure will be clearly visible on an Ivory finish.

Creative Classics

CLONMEL KNOTTY OAK

The bold, solid timber structure of the Clonmel door depicts the true nature of this high quality range with its wide frame and deep profile. A comprehensive selection of accessories accompany the range, providing a great variety of design opportunities.

Handle shown: K1-154



KNOTTY OAK



DANTE LIGHT OAK

Dante's Light Oak finish has allowed the superb features and fine detailing of this incredibly popular solid oak range to shine through. Being extremely versatile, it can be combined with various different painted colours to bring an exciting new dimension to your kitchen design.

Handle shown: K1-101



LIGHT OAK



Creative Combinations
Introduce a deep painted Lava finish to the rich Oak for a stunning contrast.

Please note: In this image, the knots and pips in the timber have been filled resulting in what is called a "smooth" finish. The grain of the timber will still be visible through the paint.

DANTE LIGHT OAK ANTIQUED

Manufactured from solid European Knotty Oak, this traditional style kitchen can't fail to inspire with its subtle antiquing and dignified rural look. With signature pieces such as pilasters, impressive overmantle and wall dresser, the country kitchen look is complete.

Handles shown: K1-29 & K1-30



LIGHT OAK ANTIQUED



Add Curves
Use convex curved doors as a special feature of your kitchen design.

DANTE LIGHT OAK ANTIQUED



IONA INFRAME LIGHT OAK

Iona exudes pure luxury with its inframe design crafted from solid European Oak with veneered centre panel. The incorporation of curved doors and painted island will add that refined touch and the butler's pantry creates an impressive and functional storage area.

Handle shown: K1-104



LIGHT OAK



Creative Combinations

Introduce a painted Sage Green finish to the rich Oak for a stunning contrast.

Please note: With Iona Painted there will be minimal woodgrain visible through the painted surface of the door.

JEFFERSON OAK

Impress with the rich texture offered by Jefferson's sumptuous oak finish. The painted island, shown here against a backdrop of oak units creates a scene of luxury that belies the range's modest price tag.



OAK



Creative Combinations

Introduce a painted Ivory finish to the rich Oak for a stunning contrast.

WAKEFIELD OAK NEW

Already a proven best seller, the Wakefield range is now available in an Oak timber with rich warm overtones. A welcome addition, its versatility and abundance of designer features make it the ideal choice for lovers of a classic kitchen

Handles shown: K1-161



OAK



Creative Combinations
Introduce a painted Stone finish to the rich Oak for a stunning contrast.

WAKEFIELD OAK NEW



HANDLES

● available while stocks last



LATCH D-HANDLE K1-59
antique brass ●



BOW HANDLE K1-60
antique pewter



BOW HANDLE K1-61
antique brass



PULL HANDLE K1-68
stainless steel ●



VICTORIA D-HANDLE K1-69
cast iron



ROUND PULL HANDLE K1-74
brushed nickel



CUP HANDLE K1-82
pewter ●



BOW HANDLE K1-86
brushed chrome



T-BAR HANDLE TWIST K1-22
antique pewter ●



MODERN D-HANDLE K1-24
brushed nickel ●



ARCHED BOW HANDLE K1-27
satin nickel ●



BRONZE D-HANDLE K1-29
antique bronze



WEDGE PULL HANDLE K1-90
brushed nickel



WEDGE PULL HANDLE K1-91
brushed nickel



WEDGE PULL HANDLE K1-92
brushed nickel



RECT PULL HANDLE K1-96
antique pewter ●



BRONZE KNOB K1-30
antique bronze



**T-BAR HANDLE
ROUNDED TWIST** K1-33
antique pewter ●



IVORY KNOB K1-35
ivory ceramic



**SPLAYED FEET
BAR HANDLE** K1-44
brushed nickel ●



**SQUARE KNOB &
BACKPLATE** K1-97
antique pewter ●



T-HANDLE K1-98
brushed nickel ●



SPLAYED D-HANDLE K1-99
pewter



GOTHIC D-HANDLE K1-100
pewter



ANGLED KNOB K1-45
stainless steel ●



MODERN D-HANDLE K1-46
matt chrome



BAR KNOB K1-50
antique pewter



D-HANDLE K1-51
antique pewter



GOTHIC D-HANDLE K1-101
pewter



TIMBER KNOB K1-10-126
oak (sanded only)



GOTHIC CUP HANDLE K1-103
pewter ●



KNOB K1-104
pewter



BAR HANDLE K1-52
brushed nickel



BAR HANDLE K1-53
brushed nickel



TWISTER BALL KNOB K1-57
antique pewter



LATCH D-HANDLE K1-58
antique pewter



TIMBER KNOB K1-113
oak



ELLIPSE HANDLE K1-114
inox look ●



HORIZON HANDLE K1-124
polished aluminium



HORIZON HANDLE K1-125
polished aluminium

HANDLES

● available while stocks last



HORIZON HANDLE K1-126
polished aluminium



PADOVA HANDLE K1-133
chrome ●



CORDOBA HANDLE K1-134
chrome ●



SONAR HANDLE K1-135
chrome



D-HANDLE K1-151
matt pewter



PULL HANDLE K1-152
american copper




PULL HANDLE K1-153
polished nickel



PULL HANDLE K1-154
pewter



INN HANDLE K1-136
chrome



INN HANDLE K1-137
inox



INN HANDLE K1-138
inox



INN HANDLE K1-139
inox



ROUND CUP K1-155
american copper



ROUND CUP K1-156
polished nickel



ROUND CUP K1-157
pewter



KNOB K1-158
american copper




XFORM HANDLE K1-140
chrome



ARROW HANDLE K1-141
chrome



ARROW HANDLE K1-142
chrome



SPRING HANDLE K1-143
chrome ●



KNOB K1-159
polished nickel



KNOB K1-160
pewter



D-HANDLE K1-161
pewter



D-HANDLE K1-162
pewter



SPRING HANDLE K1-144
inox ●



RAILWAY HANDLE K1-145
bright chrome



RAILWAY HANDLE K1-146
brushed steel



ARC HANDLE K1-147
bright chrome



HANDLE K1-163
pewter



HANDLE K1-164
polished chrome



D-HANDLE K1-165
chrome



ARC HANDLE K1-148
brushed steel



BOW HANDLE K1-BOW
matt chrome



RUST EFFECT D-HANDLE
K1-DHAND-ZA
zinc alloy



RUST EFFECT KNOB
K1-KNOB-ZA
zinc alloy ●



D-HANDLE K1-166
inox



CHARACTER D-HANDLE
K1-RUST
rust effect ●



T-BAR HANDLE K1-TB01
satin nickel ●



D-HANDLE K1-149
matt pewter



D-HANDLE K1-150
polished pewter

DOORS

CLONMEL

All Clonmel doors, drawerfronts and plain frames are available in a Knotty Oak, Painted or Stained finish. For detailed information on which paints and special finishes are available, please refer to pages 04 to 07.



KNOTTY OAK



PAINTED
STONE GREY



STAINED
ANTHRACITE



PLAIN FRAME
KNOTTY OAK
includes flemish glass



PLAIN FRAME
PAINTED
DUST GREY
includes flemish glass



QUADRANT DOOR
STAINED
LIGHT OAK

DANTE

All Dante doors, drawerfronts, georgian frames and quadrant doors are available in a Light Oak, Light Oak Antiqued or Painted finish. For detailed information on which paints and special finishes are available, please refer to pages 04 to 07.



LIGHT OAK



LIGHT OAK
ANTIQUED



PAINTED
STONE GREY
smooth finish



GEORGIAN FRAME
LIGHT OAK ANTIQUED
includes clear glass



QUADRANT DOOR
LIGHT OAK



CONCAVE DOOR
LIGHT OAK

FLORENCE

All Florence doors, drawerfronts and frames are available in Porcelain, Mussel, Light Grey and Stone.



PAINTED
LIGHT GREY



PLAIN FRAME
PAINTED
MUSSEL



QUADRANT DOOR
PAINTED
STONE

GEORGIA

All Georgia doors, drawerfronts and frames are available in Porcelain, Mussel, Light Grey and Stone.



PAINTED
PORCELAIN



PLAIN FRAME
PAINTED
STONE



QUADRANT DOOR
PAINTED
LIGHT GREY

IONA OAK INFRAME

All Iona Oak Inframe doors, drawerfronts and frames are available in a Light Oak or a Painted finish. For detailed information on which paint finishes are available, please refer to pages 04 to 07.



DOORSET
LIGHT OAK



DRAWERLINE
LIGHT OAK



DOORSET PAINTED
BALLROOM BLUE



GLASS DOORSET
LIGHT OAK
includes clear glass



QUADRANT DOOR
LIGHT OAK

JEFFERSON

All Jefferson doors, drawerfronts, georgian frames and quadrant doors are available in an Oak or Painted finish. For detailed information on which paints are available, please refer to pages 04 to 07.



PAINTED
IVORY



OAK



PLAIN FRAME
PAINTED MUSSEL
includes clear glass



GEORGIAN FRAME
PAINTED CREAM
includes clear glass



QUADRANT DOOR
OAK

MADISON

All Madison doors, drawerfronts, georgian frames and quadrant doors are available in an Oak or Painted finish. For detailed information on which paints are available, please refer to pages 04 to 07.



PAINTED
LIGHT BLUE



OAK



PLAIN FRAME
PAINTED STONE
includes clear glass



GEORGIAN FRAME
IVORY
includes clear glass



QUADRANT DOOR
PAINTED CREAM

OLYMPIA

All Olympia doors, drawerfronts and frames are available in a Matte White finish with the option of a matte or polished handle.

(OHIM Registered Design: No:- 002465039-0001).



WHITE
matte, soft-touch finish




FEATURE FRAME WHITE
matte, soft-touch finish
includes clear glass


DOORS

STRADA GLOSS


All Strada Gloss doors, drawerfronts and frames are available in White, Ivory, Light Grey and Cashmere.




WHITE




IVORY




LIGHT GREY



CASHMERE



LETTERBOX FRAME
WHITE
includes clear glass



QUADRANT DOOR
WHITE

STRADA MATTE NEW

All Strada Matte doors, drawerfronts and frames are available in Porcelain, Mussel, Light Grey and Stone.



PORCELAIN



MUSSEL



LIGHT GREY



STONE



LETTERBOX FRAME
LIGHT GREY
includes clear glass



QUADRANT DOOR
PORCELAIN

TAVOLA

All Tavola doors, drawerfronts and plain frames are available in a Painted or Stained finish. For detailed information on which paint and stain finishes are available, please refer to pages 06 to 09.



STAINED
LIGHT OAK



PAINTED
CASHMERE



PLAIN FRAME
PAINTED OLIVE
includes frosted glass



QUADRANT DOOR
STAINED BLACK
BROWN FERRARA

WAKEFIELD

All Wakefield doors, drawerfronts, georgian frames and quadrant doors are available in an Oak or Painted finish. For detailed information on which paints are available, please refer to pages 04 to 07.



PAINTED
IVORY




PAINTED
LIGHT BLUE



OAK NEW



PLAIN FRAME
PAINTED LIGHT GREY
includes clear glass



GEORGIAN FRAME
PAINTED IVORY
includes clear glass



QUADRANT DOOR
PAINTED CREAM

DOORS

WINDSOR CLASSIC

All Windsor Classic doors, drawerfronts, plain frames and quadrant doors are available in an Ivory or a Painted finish. For detailed information on which paints are available, please refer to pages 04 to 07.



IVORY



PAINTED
LIGHT BLUE



PLAIN FRAME
PAINTED CREAM
includes clear glass



QUADRANT DOOR
PAINTED STONE GREY

WINDSOR SHAKER

All Windsor Shaker doors, drawerfronts, plain frames and quadrant doors are available in an Ivory, Oak, Mussel or a Painted finish. For detailed information on which paints are available, please refer to pages 04 to 07.



IVORY



PAINTED
LIGHT BLUE



OAK



MUSSEL



PLAIN FRAME
PAINTED CREAM
includes clear glass



QUADRANT DOOR
OAK

ZOLA GLOSS NEW

All Zola Gloss doors, drawerfronts and frames are available in White, Ivory, Light Grey and Cashmere.



WHITE



IVORY



LIGHT GREY



CASHMERE

KITCHEN DOOR CARE & MAINTENANCE

With the appropriate care and maintenance our kitchen doors and components are designed to provide many years of reliable service. To help keep it in the best possible condition please follow the simple guidelines below.

INSTALLATION ADVICE

Notes for the Installer

Pre Installation:
Ensure that all new-builds or newly plastered rooms have been left to environmentally stabilise prior to the installation of new kitchen doors. Kitchen doors must not be installed into a damp, or moisture-rich environment as it will cause undesirable movement in the joints and panels of the door. A hygrometer should be used to assess conditions.

To help to minimise any potential damage to the kitchen whilst you are installing it, please read and adhere to the following instructions and recommendations.

- We would advise that you make an initial check to confirm that you have the correct quantity and sizes of fascias; you can do this by referring to the labels attached to the outer packaging.
- The fascias should be stored flat and away from the working area, Take extreme care when stacking the fascias with hinges attached to ensure that the hinges do not mark other fascias. Do not lean the fascias against one another, or against any surface without proper protection in-between.
- Ensure that you fully inspect each individual fascia prior to attaching the hinges. Claims for damage to the fascia will not be accepted after the hinges have been attached.
- Take extreme care when unpacking the fascias and do not use sharp blades to cut away the packaging.
- When attaching the hinges, place the fascia face down on a soft clean surface, ensuring that there is no grit, sawdust or other matter underneath than can damage the surface of the fascia whilst the hinges are attached. It is good practice to place a sheet of clean cardboard between the fascia and the flat surface prior to attaching the hinges.
- If the hinges are 'knock-in' type. Use a rubber mallet to knock the hinges into the fascia without using excessive force.
- Once the hinges have been attached to a door, hang the door on the unit straight away to avoid damage. Do not stack the doors with the hinges touching other doors, as this can causes scratches or marks to the other fascias.
- Do not stack the doors on their ends on any hard surface; this can cause chipping and scratching along the edge of the fascia, especially on the handle edge of ranges with an integral handle. Prior to fitting, the fascias should be stored flat, ensuring that they are not resting on any dirt or debris that may damage or mark the finish.
- You should take extreme care not to put the door down with excessive force on any edge, especially the handle edge, as this will cause crushing/impact damage on these edges.
- Take extreme care not to put the door down on any hard or rough surface such as bare concrete floors, or on any debris such as sawdust, grit or screws, as this can damage the product.
- If the fascias are attached to the carcase, then you should carefully remove the fascias by unclipping the hinges, and storing these flat in a clean safe environment away from your working area, utilising the packing materials from the units.
- Where cutting/scribing décor panels and trim, you must use a sharp quality saw blade of the appropriate grade for fine-cutting, or a suitable router. Small chips can appear along the cut-edge, and so extra care must be taken to minimise the risk of chipping. Using a blunt or inappropriate saw blade will produce a poor finish, and this will not be covered by the guarantee.
- On Painted Products - Any fine chips along the cut edge should be smoothed with a fine grade sand paper prior to fitting.
- All cut edges should be sealed against moisture ingress using a suitable water resistant sealant/adhesive prior to installation.
- All trims are supplied in long lengths and need to be cut down on site, and again it is important that this is done using the appropriate tools.
- When fitting the plinth, ensure that you check the dimensions of any adjacent appliances. On occasion, the plinth may need to be pulled forward to ensure that it clears the front of the appliance. This can be achieved by fitting blocks using off-cuts to the rear of the plinth prior to attaching the plinth clips, to step the plinth forward from its normal position.

General Care

As with all kitchen furniture the most common problems found occur as a result of excessive or prolonged exposure to heat and/or moisture. Always ensure that water is not left around sink areas as damage caused as a result is not covered by the guarantee.

Always wipe off excess moisture and be careful with extreme heat sources, such as kettles, ovens and toasters. It is recommended that these heat sources are not placed directly under wall units when they are in use; they generate a higher level of heat and moisture than is often appreciated and can quickly and easily lead to damage of the furniture.

Don't place appliances that create steam (e.g. steamer, coffee maker or kettle) underneath the cabinets so that the steam flows up against the underside of the cabinet and doors.

If using glass cleaner to clean your glass doors be careful not to damage the finish of the door and cabinet parts while cleaning. Do not spray glass cleaner directly on to the glass or cabinet parts as this may discolour the finish of your kitchen cabinets. Instead, spray a small amount of cleaner on to a lint free cloth or paper towel then wipe the glass.

Don't open the door of the dishwasher immediately after the programme has ended, as exposure to heat and the high humidity increases the risk that the door may absorb moisture and swell.

Please note that after a period of time it is quite normal for the colouring of kitchen units to mellow in colour. This is not a manufacturing fault and is as a result of exposure to light. This means that any additional parts subsequently ordered for your kitchen, or supplied as replacements may not be an exact colour match. However any additional parts supplied will also mellow over time to blend with your existing units.

The colour of doors and drawer fronts may appear mismatched in colour. This apparent mismatch is sometimes the effect of differing light conditions within your kitchen, (known as metamerism). To check your doors and fascia you should place them side by side in natural daylight for comparison.

- Cleaning advice for all door types including timber, painted, foil, stainless steel & vinyl:**
- do not use wax-furniture polish, abrasive or aggressive cleaners, bleach or other hypochlorite (chlorine) based cleaners, multipurpose cleaners, dilutes, acetone, alcohol, solvent or similar products on the door, as this will damage the surface; Additionally wax and polishes leave a residue build up that is difficult to remove.
 - only use a 5% soap, 95% water (liquid soap) solution, wiping with a damp (not wet) cloth, finally drying with a soft clean cloth only.
 - ensure all cooking splashes are wiped immediately with a damp cloth; and
 - dust with a soft cloth only.
 - Never use any abrasive pads or abrasive cleaners of the furniture. Spills and condensation on the fascias/panels should be cleaned and dried immediately.

Timber & Veneered Doors

Cleaning: when cleaning timber doors you must follow the pattern of the grain. It is advisable to use a damp (not wet) cloth to remove fingerprints and marks, followed at once with a clean and dry soft cloth.

Moisture: excess moisture can damage a timber product - it is recommended that susceptible areas such as around the sink are thoroughly maintained and kept dry at all times.

Light: timber changes colour when exposed to light. Light, lacquered surfaces also have a certain tendency to "yellow with age" depending on the exposure to light. The species of timber and intensity of exposure will affect the rate of change. Due to this we recommend that timber samples be changed regularly.

It is advised that colour change is taken into consideration when replacing or fitting new doors some time after the original kitchen has been installed.

PVC & High Gloss Finished Doors

PVC/Lacquer coated products are manufactured from the highest quality materials. Please be careful not to puncture the PVC/melamine lacquered surface of your panels. These should be kept dry in order to prevent moisture ingress.

Moisture: Periodically clean the interior and exterior surfaces of the door using a soft, damp cloth. Wipe dry all surfaces after cleaning.

Use only cleaning agents that are intended for the materials used in your kitchen. Avoid any agents that contain ammonia, alcohol, bleach or an abrasive.

If the surface of the product is exposed to any oil based substance (for example olive oil, butter, margarine or cooking oil), the spillage must be wiped away immediately to prevent staining. Grease marks caused by these oil-based products can easily be removed by use of a mild detergent, non-abrasive cleaner if used immediately after spillage has happened.

Abrasive cleaners are not recommended for this type of product. Do not expose the doors or panels to temperature in excess of 60°C (140°F) (Approximately the temperature of washing up water).

Light: If the doors are supplied with a protective film on the face they must not be directly exposed to sunlight. Once installation is complete, carefully remove the protective film from the front of the fascia. We also advise that colour change is taken into consideration when replacing or fitting new doors some time after the original kitchen has been installed.

Painted Doors

Cleaning: it is advisable to use a damp (not wet) cloth to remove fingerprints and marks, followed at once with a clean and dry soft cloth. Any form of furniture polish or other cleaning products should be avoided.

Light: painted finishes will change colour when exposed to light - the intensity of exposure will affect the rate of change. Due to this, we recommend that painted swatches and door samples be changed regularly.

We also advise that colour change is taken into consideration when replacing or fitting new doors some time after the original kitchen has been installed.

Stained Doors

Our range of stains are protected by an application of lacquer.

Cleaning: it is advisable to use a damp (not wet) cloth to remove fingerprints and marks, followed at once with a clean and dry soft cloth.

Light: stained finishes will change colour when exposed to light - the intensity of exposure will affect the rate of change. Due to this, we recommend that stain swatches and door samples be changed regularly.

We also advise that colour change is taken into consideration when replacing or fitting new doors some time after the original kitchen has been installed.

Sanded (raw) Doors

Cleaning: sanded products are unfinished and therefore the care of these doors will depend on the type of finish applied, eg paint, stain, wax etc., see above for care guidance.

Please note your guarantee may be adversely affected if used for non general domestic environments. Please see Terms & Conditions page for details of the guarantee.

“Good kitchens are not about size; they are about ergonomics and light.”

Nigel Slater

